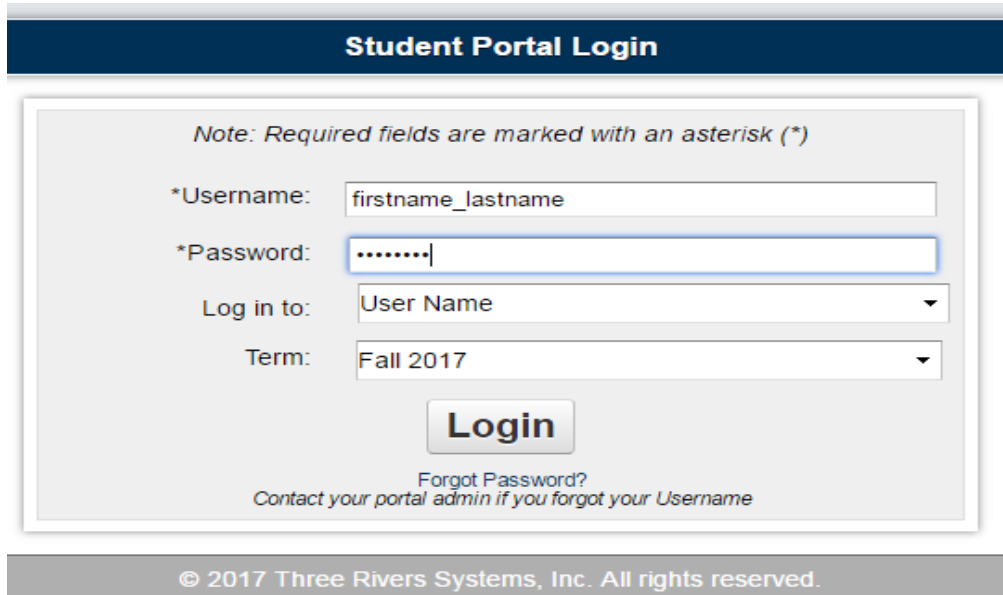


# Class Registration Steps for Fall 2017 Semester

**Step 1.** Access the CAMS portal at:  
<http://portals.lanecollege.edu/student/login.asp>  
\*\*\*Allow popups (disable popup blocker) for the CAMS Student Portal.  
\*\*\*Do not use a smartphone to access the **Registration** option.

**Step 2.** Enter your username and password:  
Select term (Fall 2017)



**Student Portal Login**

*Note: Required fields are marked with an asterisk (\*)*

\*Username:

\*Password:

Log in to:

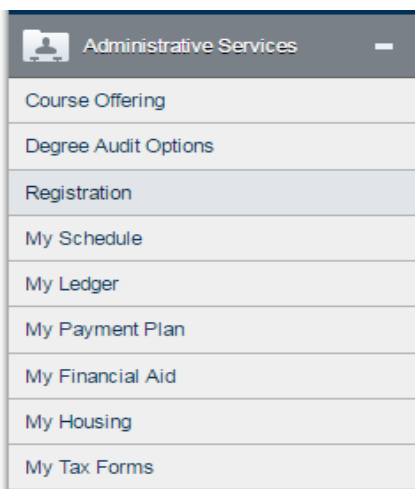
Term:

**Login**

[Forgot Password?](#)  
Contact your portal admin if you forgot your Username

© 2017 Three Rivers Systems, Inc. All rights reserved.

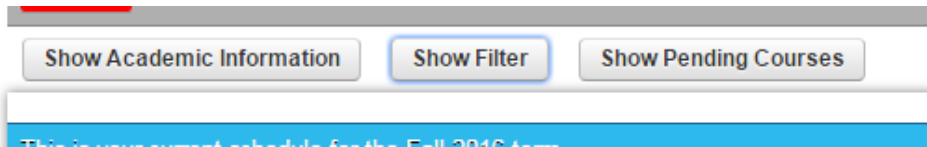
**Step 3.** Select registration



**Administrative Services**

- Course Offering
- Degree Audit Options
- Registration**
- My Schedule
- My Ledger
- My Payment Plan
- My Financial Aid
- My Housing
- My Tax Forms

**Step 4.** Search for a course by clicking Show Filter



Enter the Department and Course Number for desired course and click Apply Filter

**Course ID Filter**

Dept:  Course #:

Select classes by checking the box beneath the courses.

**ALGEBRA I [MAT125LEC011]**  
24 seats left  
START-END DATES: 8/22/2016 - 12/16/2016

Credit

Instructor	Credits	Campus	Room	Days	Date	Time
Vetterlein, David	3	Main	Mille-212	TR	Weekly	11:00 AM - 12:20 PM
Staff	3	Main	Greer-114	W	Weekly	4:00 PM - 4:50 PM

**Step 5.** Confirm that the classes you have selected are correct.

**Step 6.** Select process registration.

